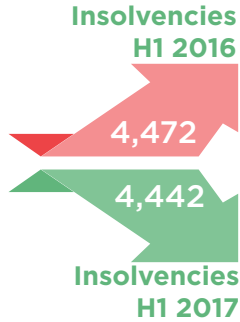


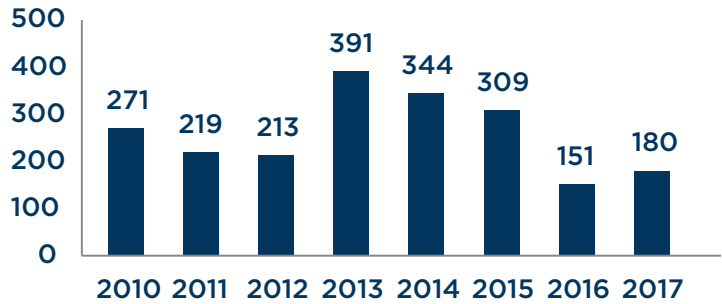
KEY FIGURES

+20%
insolvent companies
with turnover
> 1 M EUR in H1 2017


97%
the indebtedness
of insolvent companies



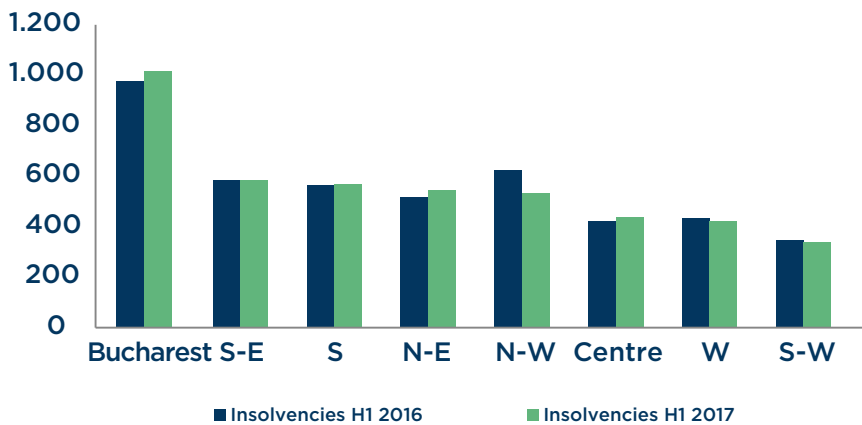
Insolvent companies with turnover > 1 M EUR



TOP 10 SECTORS IN TERMS OF THE NUMBER OF INSOLVENCIES IN H1 2017



Insolvency cases by geographical zone 2016-2017



TERRITORIAL DISTRIBUTION

