

January 2016

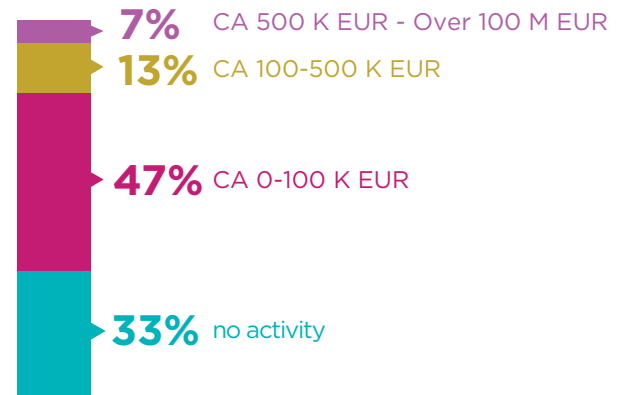
26.462 ANALYZED COMPANIES

27,95 B RON
companies turnover

11% turnover growth
in 2014
compared to 2013

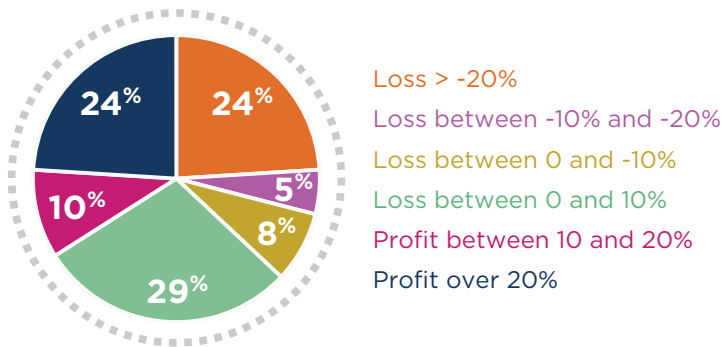


Constructions Companies's size

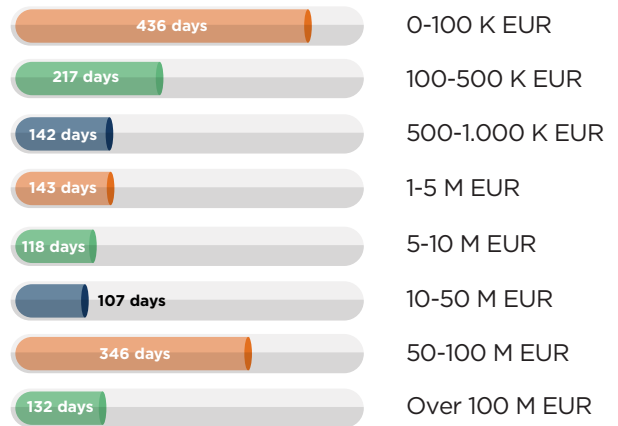


SECTOR DISTRIBUTION


Net Result



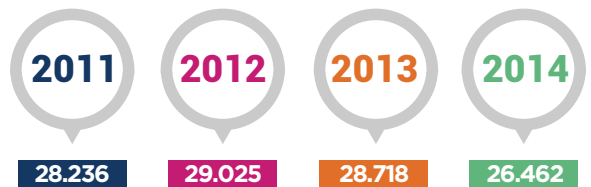
DSO






Average duration of debt collection



The number of companies in the sector



Conclusions

-  **2014**, marked by an increasing growth in turnover
-  approx. **50%** of companies reported lower revenues
-  **fragile liquidity**, exposed to negative shocks due to the poor debt collection

 **high risk of insolvency** of companies in the sector

 **the level of investments** is low