

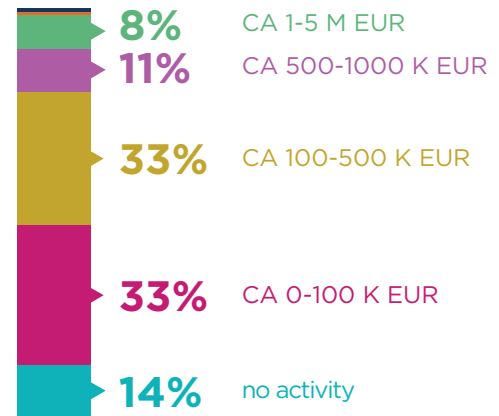
6.964 ANALYZED COMPANIES

19,06 B RON
companies turnover

24% turnover growth
in 2014
compared to 2013

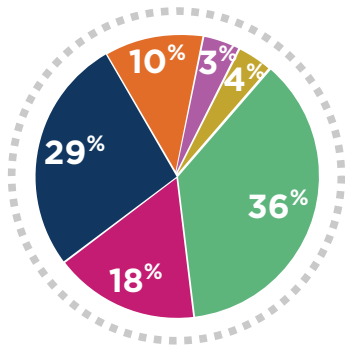


Agro Companies' size



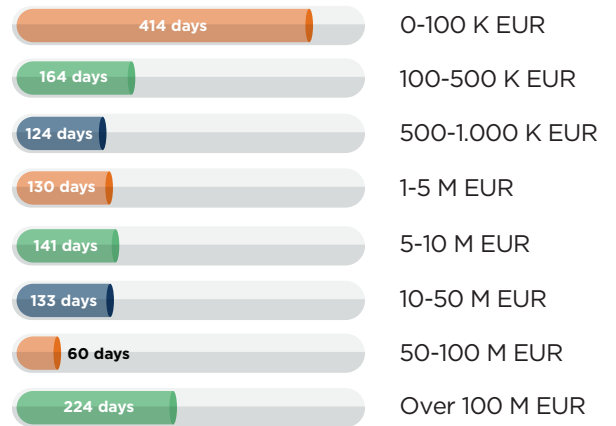
AGRO SECTOR DISTRIBUTION

Net Result



Loss > -20%
Loss between -10% and -20%
Loss between 0 and -10%
Loss between 0 and 10%
Profit between 10 and 20%
Profit over 20%

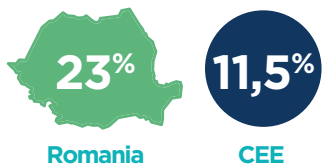
DSO



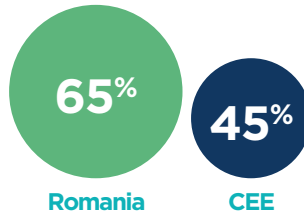
ROMANIA VS. CEE

Investments

in fixed assets and land properties



Level of indebtedness



Productivity



3 times lower than CEE average

Debt collection

