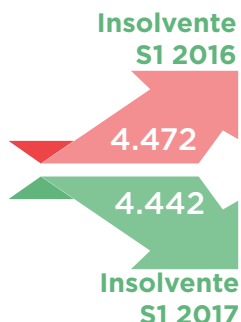


August 2017

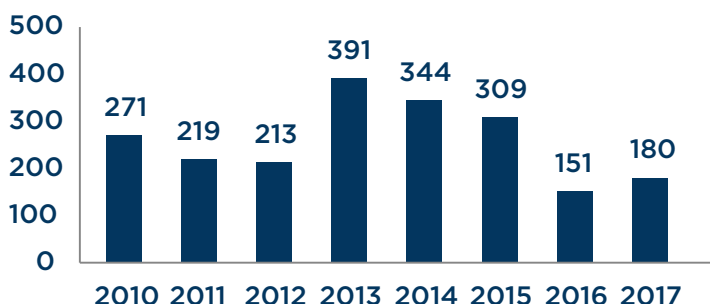
CIFRE CHEIE

+20%
companii insolvente
cu cifra de afaceri
> 1 M EUR in S1 2017


97%
gradul de indatorare
a companiilor
insolvente



Companii insolvente cu cifra de afaceri > 1 M EURO

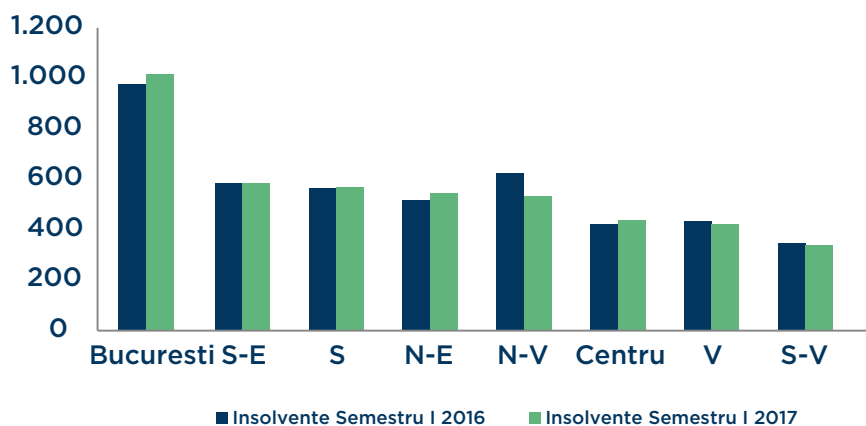


TOP 10 SECTOARE DIN PUNCTUL DE VEDERE AL NUMARULUI DE INSOLVENTE IN S1 2017

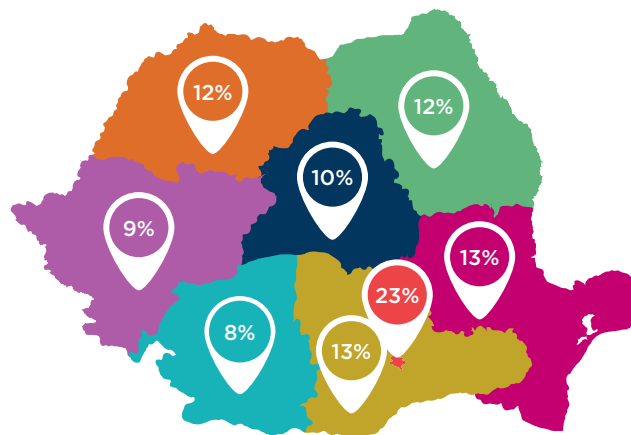


- Textile
- Salubritate
- Constructii
- Industria alimentara si a bauturilor
- Agricultura
- Hoteluri si restaurante
- Industria metalurgica
- Activitati recreative
- Energie electrica si termica, apa si gaze
- Industria extractiva

Cazurile de insolvente dupa zone geografice 2016-2017



DISTRIBUTIA TERITORIALA



- N-V
- N-E
- Centru
- S
- S-E
- Bucuresti
- V
- S-V