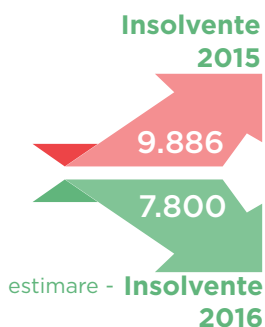


Iunie 2016

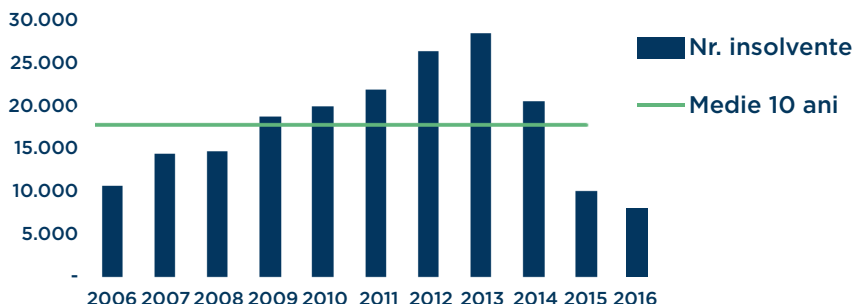
CIFRE CHEIE

-56%
impact financiar
(S1 2016 vs. S1 2015)

-12%
impact social
(S1 2016 vs. S1 2015)



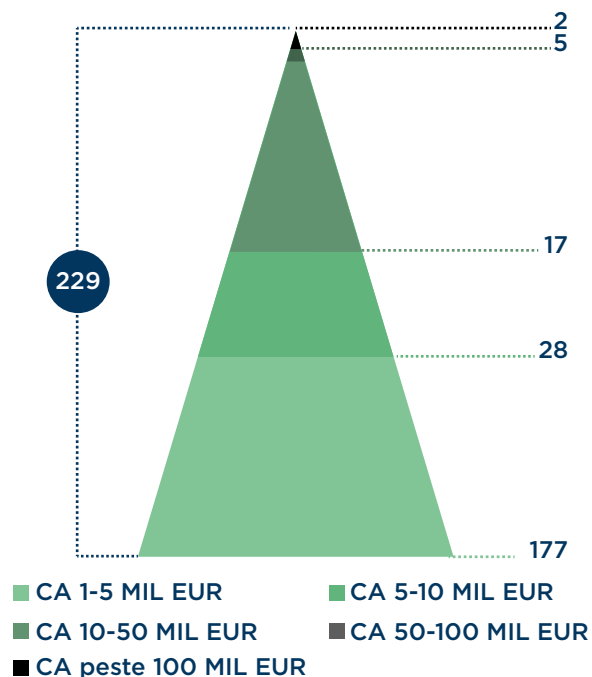
INSOLVENTE DESCHISE IN ULTIMII 10 ANI



TOP 10 SECTOARE DIN PUNCTUL DE VEDERE AL NUMARULUI DE INSOLVENTE IN S1 2016



DIMENSIUNEA FIRMELOR INSOLVENTE



DISTRIBUTIA TERITORIALA

