



Ianuarie 2016

26.462 DE FIRME ANALIZATE



27,95 MLD RON
cifra de afaceri a companiilor



crestere
a cifrei de afaceri
in 2014
fata de **2013**

50%



risc ridicat de insolventa

27%



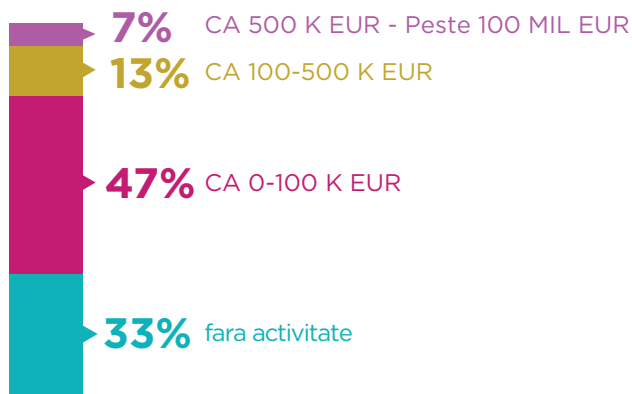
risc mediu de insolventa

23%



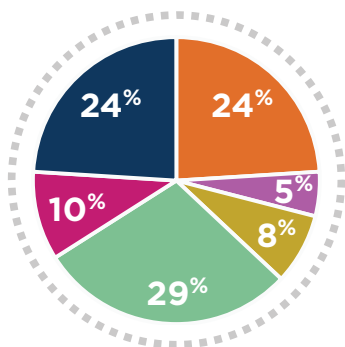
risc scazut de insolventa

Dimensiunea firmelor din sector



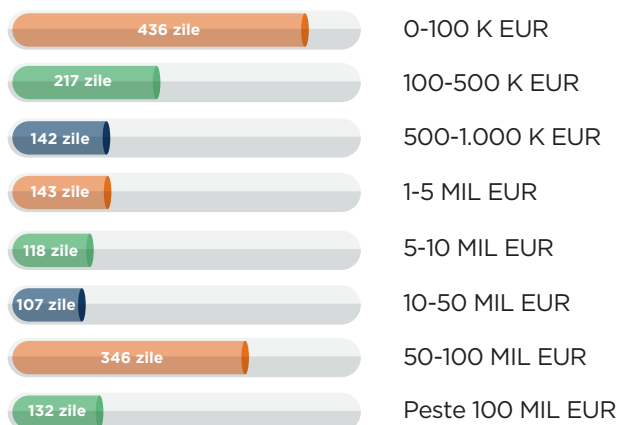
DISTRIBUTIA SECTORULUI

In functie de Rezultatul Net



Pierdere > -20%
Pierdere intre -10% si -20%
Pierdere intre 0 si -10%
Profit intre 0 si 10%
Profit intre 10 si 20%
Profit peste 20%

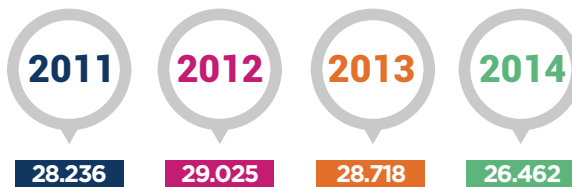
In functie de DSO



Durata medie de colectare a creantelor



Evolutia numarului firmelor din sector



Concluzii

- 2014, marcat de o dinamica crescatoare a cifrei de afaceri
- aprox. **50%** dintre companii au inregistrat venituri in scadere
- situatie de **lichiditate fragila**, expusa socurilor negative venite din neincasarea creantelor

- risc ridicat de insolventa** a firmelor din sector
- politica de investitii** ramane slaba